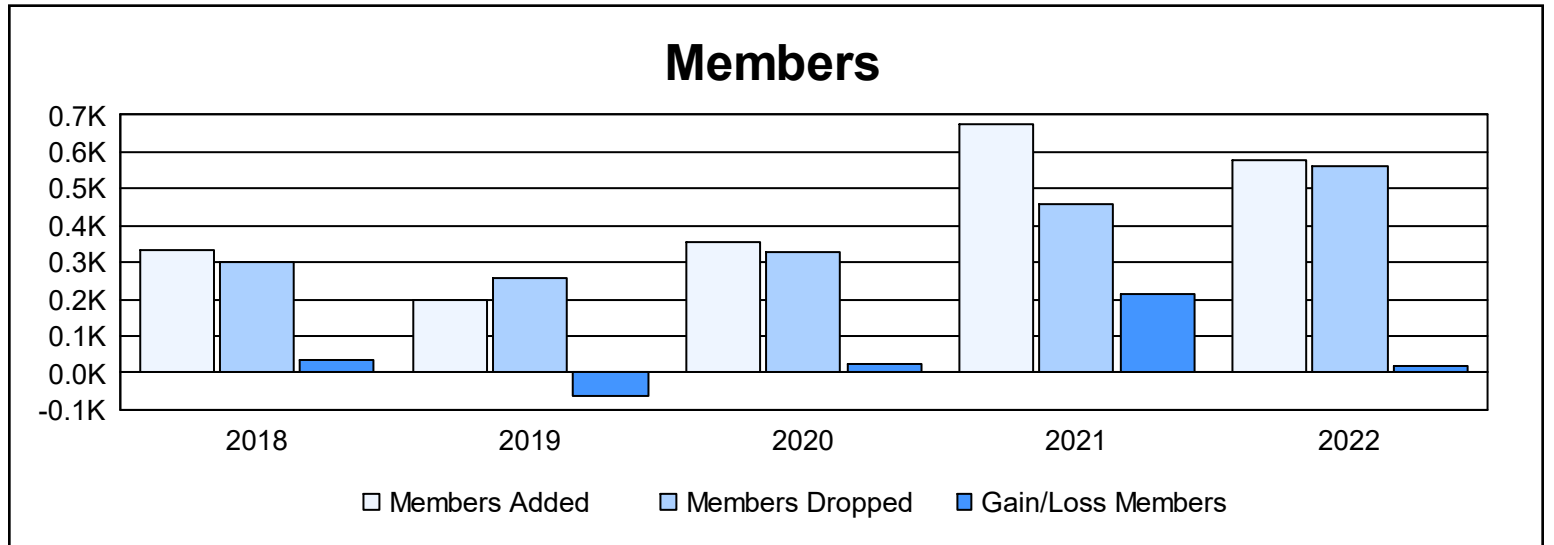
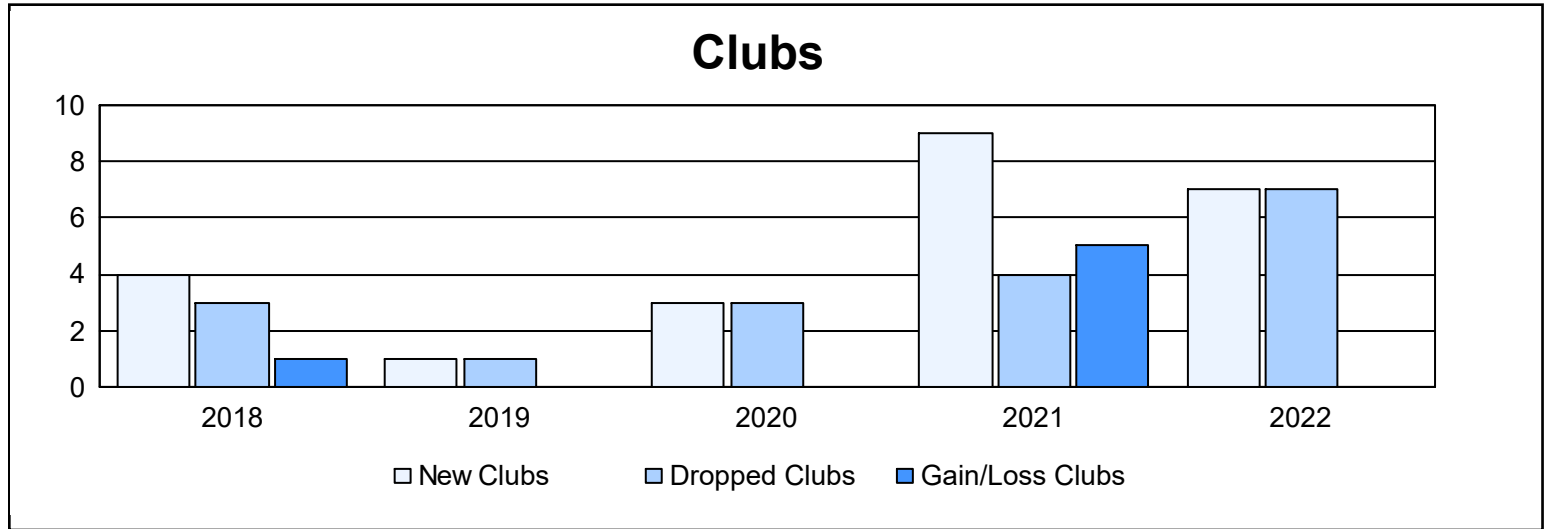
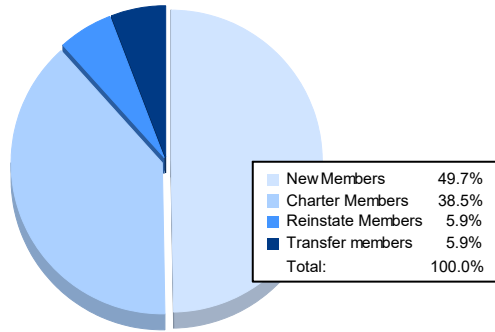


Year	New Clubs	Dropped Clubs	Gain/ Loss Clubs	New Members	Charter Members	Reinstate Members	Transfer Members	Total Member Added	Total Members Dropped	Gain/ Loss Members
2017-2018	4	3	1	202	119	4	11	336	299	37
2018-2019	1	1	0	131	48	13	6	198	260	-62
2019-2020	3	3	0	135	162	28	30	355	329	26
2020-2021	9	4	5	322	301	40	12	675	459	216
2021-2022	7	7	0	286	222	34	34	576	560	16
<b>Average</b>	<b>5</b>	<b>4</b>	<b>1</b>	<b>215</b>	<b>170</b>	<b>24</b>	<b>19</b>	<b>428</b>	<b>381</b>	<b>47</b>



### Membership Composition June 2022 Cumulative



### Gender Composition June 2022 Cumulative

